A. MAKING FEE PAYMENT BY USING THE LINK PROVIDED:-

1. Click on the link which will direct the candidate to the following page.
2. Click on the check box "I have read and accepted the terms and conditions stated above".
3. Click on proceed. https://www.onlinesbi.sbi/sbicollect/icollecthome.htm?corpID=14842

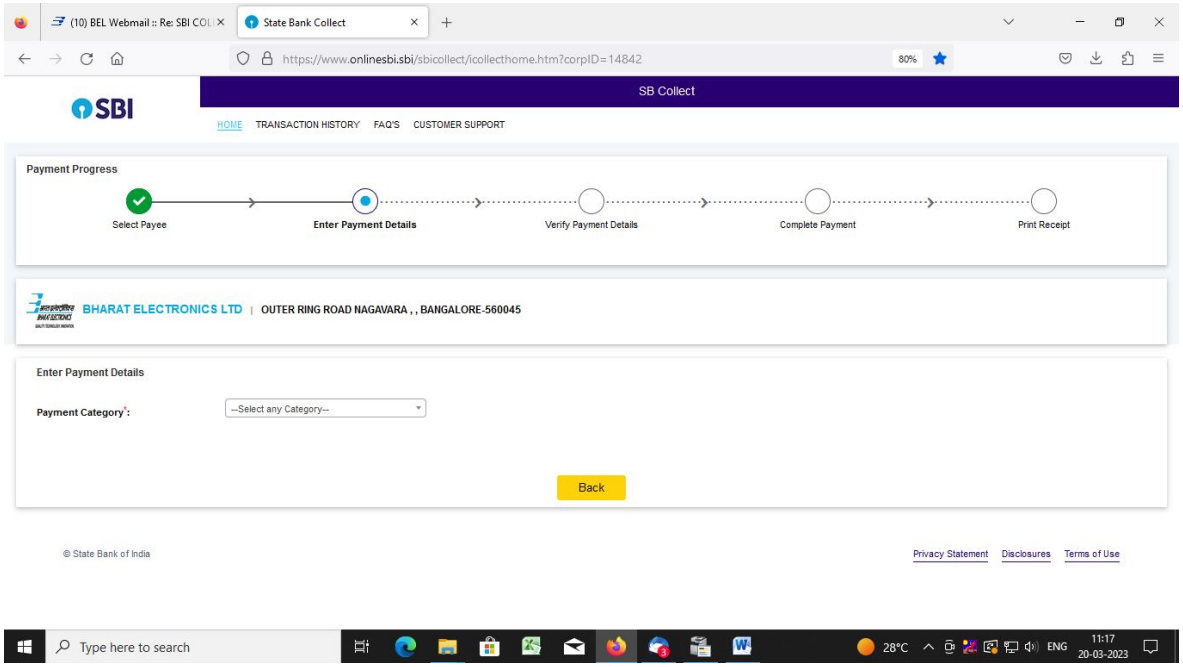

4. Select payment category as applicable and choose [suitable post]/ Post applied for:

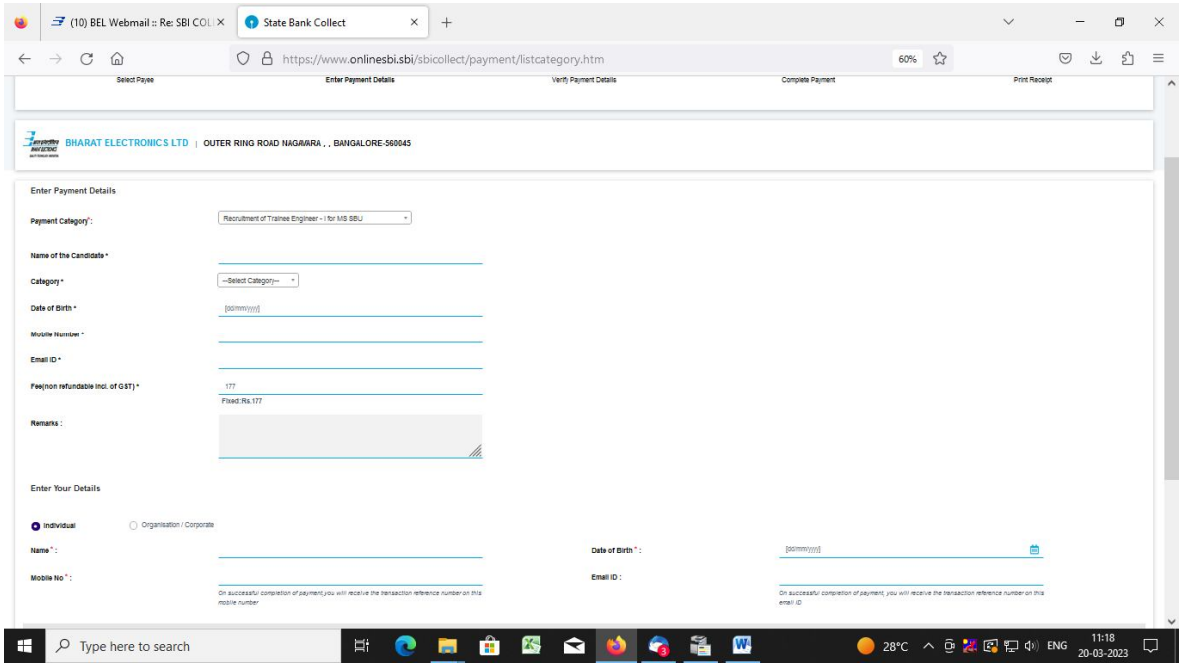

5. Fill the details and click on submit button. *(fields with ***** mark are to be Compulsorily filled & Applicable fee remitted.)*

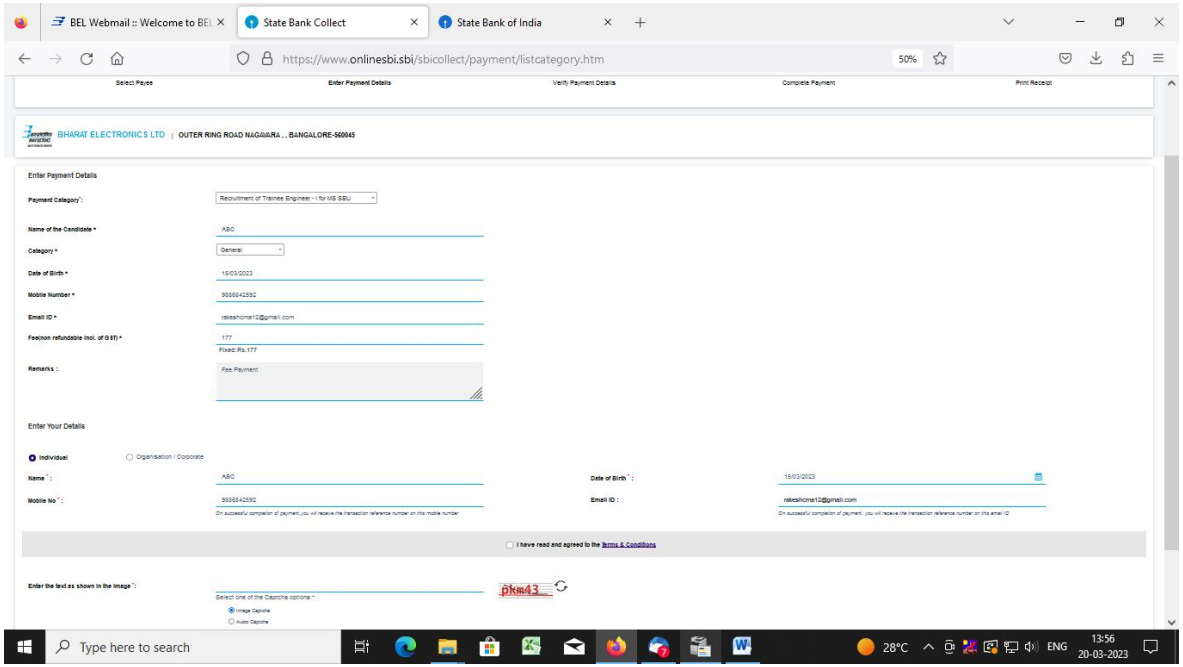
BEL Webmail :: Welcome to BEL
State Bank Collect
State Bank of India
https://www.onlinesbi.sbi/sbicollect/payment/listcategory.htm
50%
Select Payee
Enter Payment Details
Verify Payment Details
Complete Payment
Print Receipt
BHARAT ELECTRONICS LTD | OUTER RING ROAD NAGAVARA , , BANGALORE-560045
Enter Payment Details
Payment Category*:
Recruitment of Trainee Engineer - I for MS SBU
Name of the Candidate *
ABC
Category *
General
Date of Birth *
15/03/2023
Mobile Number *
9066642592
Email ID *
rakeshcmat12@gmail.com
Fee(non refundable incl. of GST) *
177
Fixed:Rs.177
Remarks :
Fee Payment
Enter Your Details
Individual
Organisation / Corporate
Name * :
ABC
Date of Birth * :
15/03/2023
Mobile No * :
9066642592
On successful completion of payment, you will receive the transaction reference number on this mobile number
Email ID :
rakeshcmat12@gmail.com
On successful completion of payment, you will receive the transaction reference number on this email ID
I have read and agreed to the Terms & Conditions
Enter the text as shown in the image *:
Select one of the Captcha options *
Image Captcha
Audio Captcha
pkm43
Type here to search
28°C
ENG
13:56
20-03-2023

6. Check the details and press the confirm button.

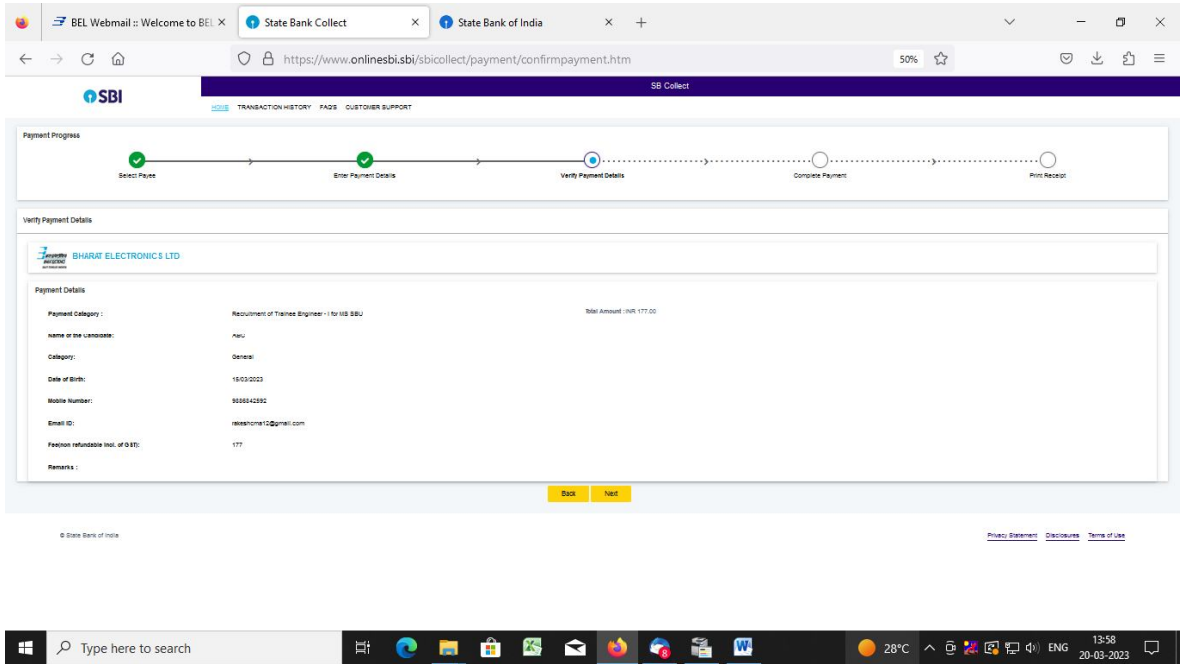

7. Select any one of the mode of payments, i.e. "Net Banking" or "Card Payments" or "Other Payment Modes" as applicable and then proceed for making the fee payment. Download the receipt after successful completion of the payment.

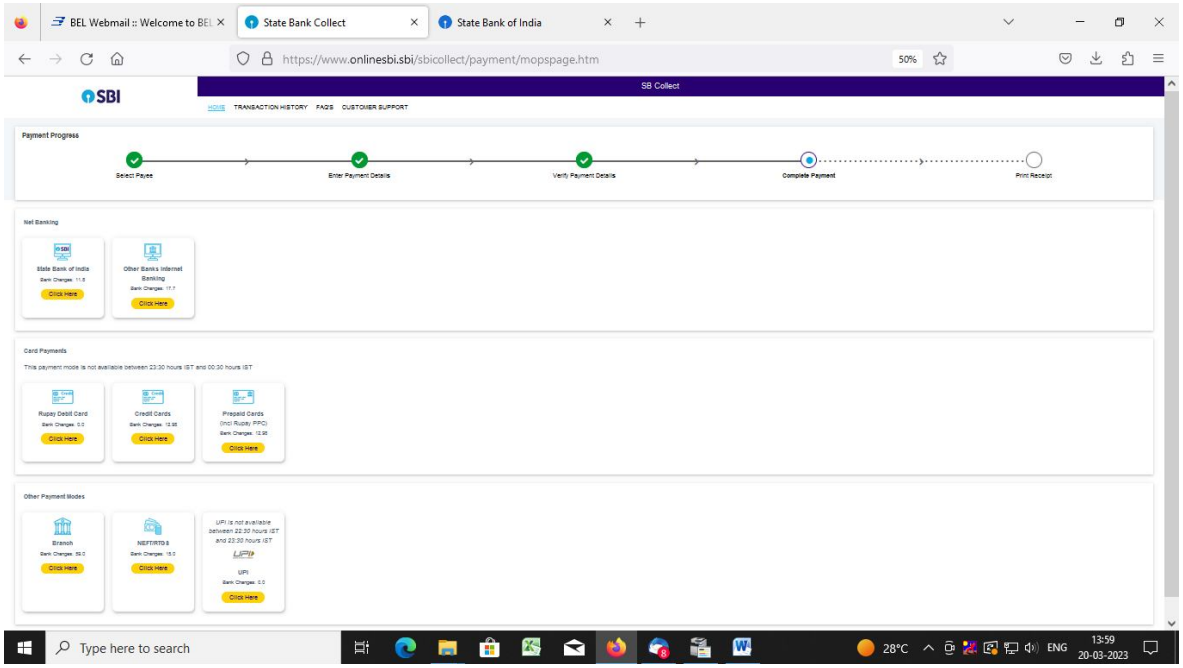

8. In case, candidate opts "SBI Branch" as payment mode, candidate is required to download the pre-printed challan and deposit the fee amount (including applicable bank commission) in any of the **SBI Branches** andobtain seal and signature of the bank official on the challan (depositor copy) before leaving the bankcounter.

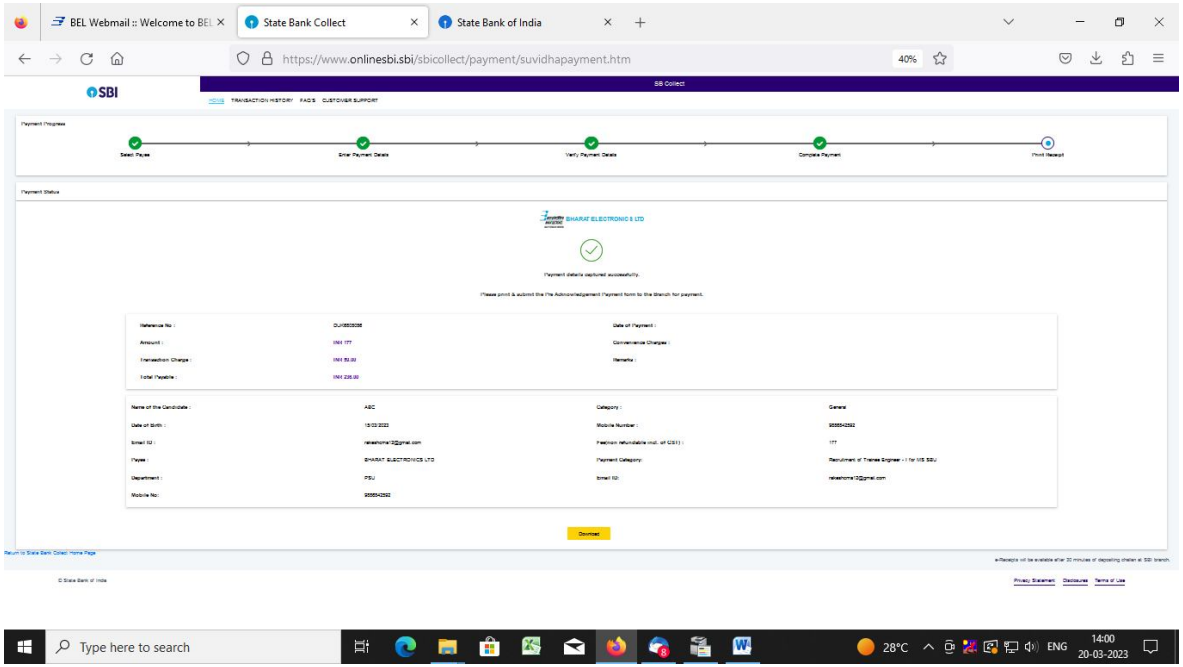

9. SAMPLE COPY OF THE PRE-PRINTED CHALLAN. Example-

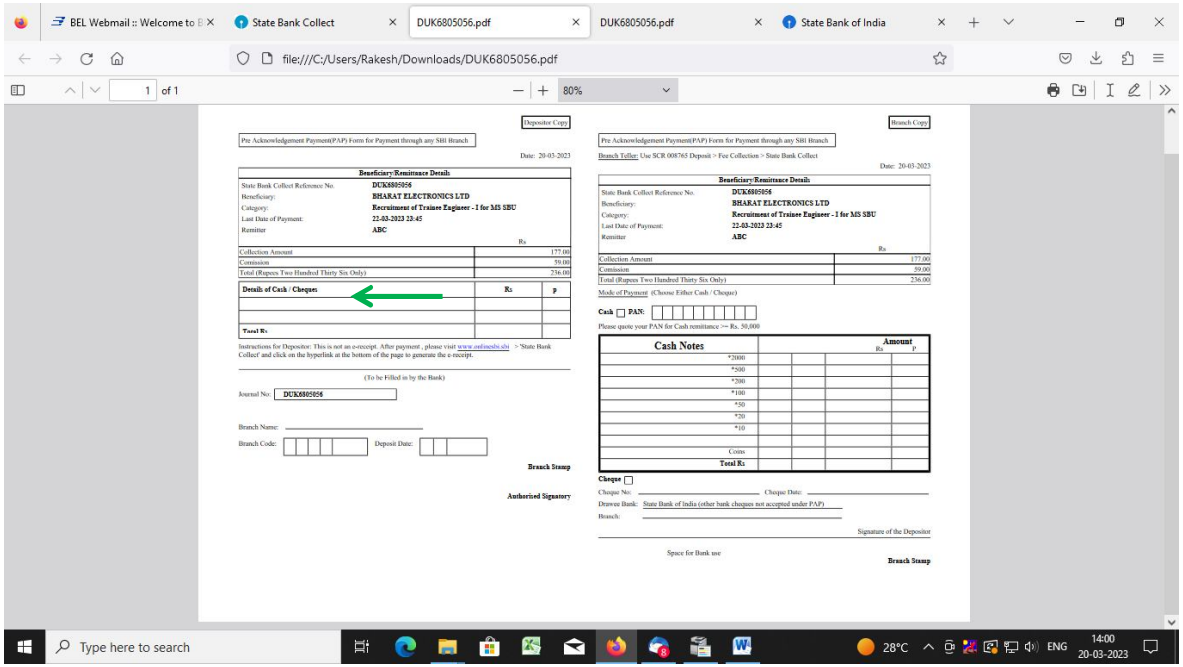

(Note: SB Collect Reference Number (sample number shown in ← above) generated after successful completion of payment has to be entered by the candidate in online application form in ***Bank Reference*** field).

B. MAKING FEES PAYMENT DIRECTLY BY LOGGING ON TO WWW.ONLINESBI.SBI

1. Go to www.onlinesbi.sbi and select: - State Bank Collect.
2. Select type of Corporation/Institution: - PSU - Public Sector Undertaking and press =>Go.
3. Select PSU - Public Sector Undertaking: - Bharat Electronics Limited and press Submit.
4. Select payment category: - and suitable post applied for.
5. Complete the payment as explained above.

C. WHILE MAKING THE PAYMENT, PLEASE DO NOT USE BACK BUTTON (i.e. ←) AT THE BROWSER UNLESS SPECIFICALLY ALLOWED AT ONLINESBI. IN CASE BACK BUTTON IS OPERATED,CANDIDATE HAS TO COMPLETE THE PAYMENT AS MENTIONED IN "B" ABOVE. 2